



The 2024 Complete Guide:

HOW TO ORGANISE TEACHERS' GIFTS WITH GROUPTOGETHER



THE GIFT THAT 97% OF TEACHERS WANT...

If you're like us, you've already started the Christmas gift list and let's just say... it's a little overwhelming. If your child's teacher is on that list, STOP! You need to read this.

We surveyed Aussie teachers, and here's what they told us:

- 97% of teachers say they'd prefer a gift from the class rather than lots of smaller individual gifts.
- 91% of teachers say they'd prefer a Gift Card over other gifts like hampers and handmade gifts.

For teachers, what they appreciate most is a card filled with heartfelt messages from all of the kids and parents. Pair this with a Gift Card they can put towards something they really want or need, and that's really the ultimate gift.

But who wants to be in charge of organising a gift from the whole class?

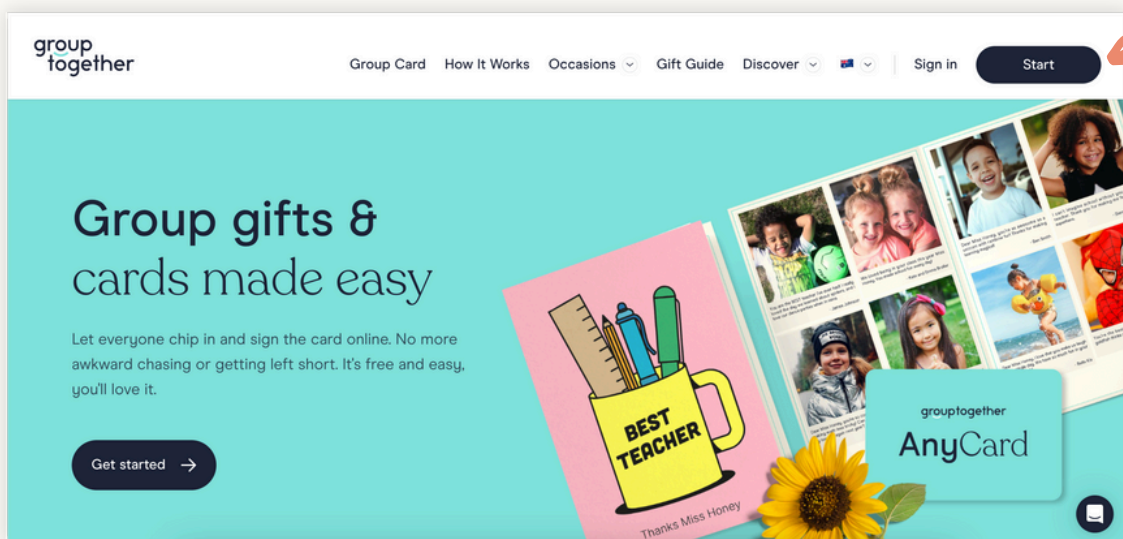
We hear you! Organising a gift from the whole class used to be a complete nightmare. But that's why we created GroupTogether.

In this guide, we'll show you step-by-step how to organise the teacher's gift and you'll see why it's SO much easier for everyone involved (and the teacher gets a gift they'll really love).

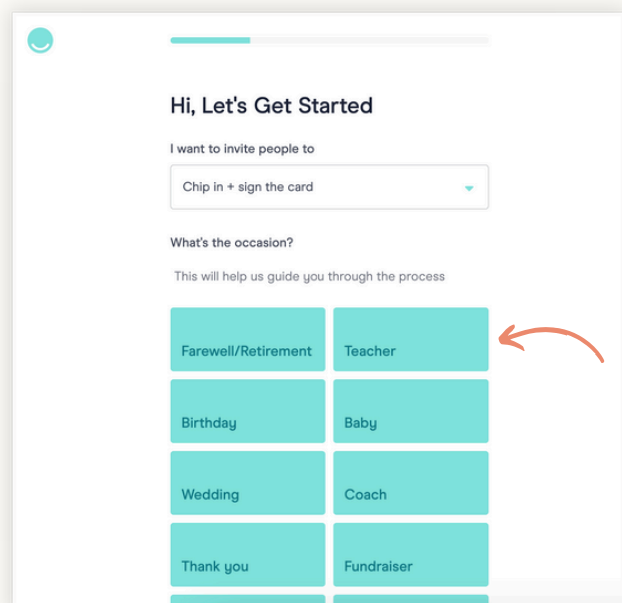
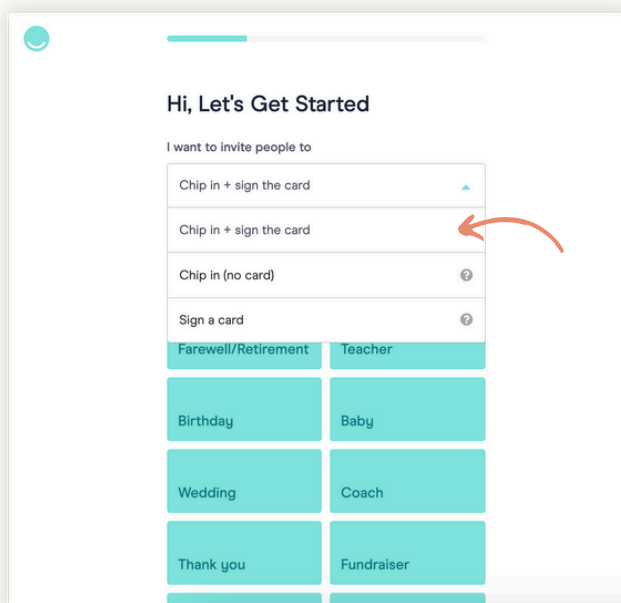


HOW TO ORGANISE TEACHERS' GIFTS WITH GROUPTOGETHER

STEP 1: Go to www.GroupTogether.com and click "Start".



STEP 2: Choose if you'd like a gift collection + a card (most popular), a gift collection only or a card only. Then choose what the occasion is, for this example we'll choose a teacher gift.



STEP 3: Enter a few details about your gift collection + card. Here are some tips!

← **Details**

Let's start with the basics

Name your collection/card

Eg. Thankyou for Mr Lacey

app.grouptogogether.com/

[Edit URL](#)

Write a message to your group [View examples](#)

Not sure what to write?

End date ?

Select date

TIP: choose a date the day before you're giving the gift. We'll need 3 hours to review and approve your collection before you spend it.

How much do you want each person to contribute?

Any amount ?

An exact amount ?

Card Details

Add a card title ?

Eg. Thank you Mr Lacey

Let people sign the card without contributing

[More options](#)

Next

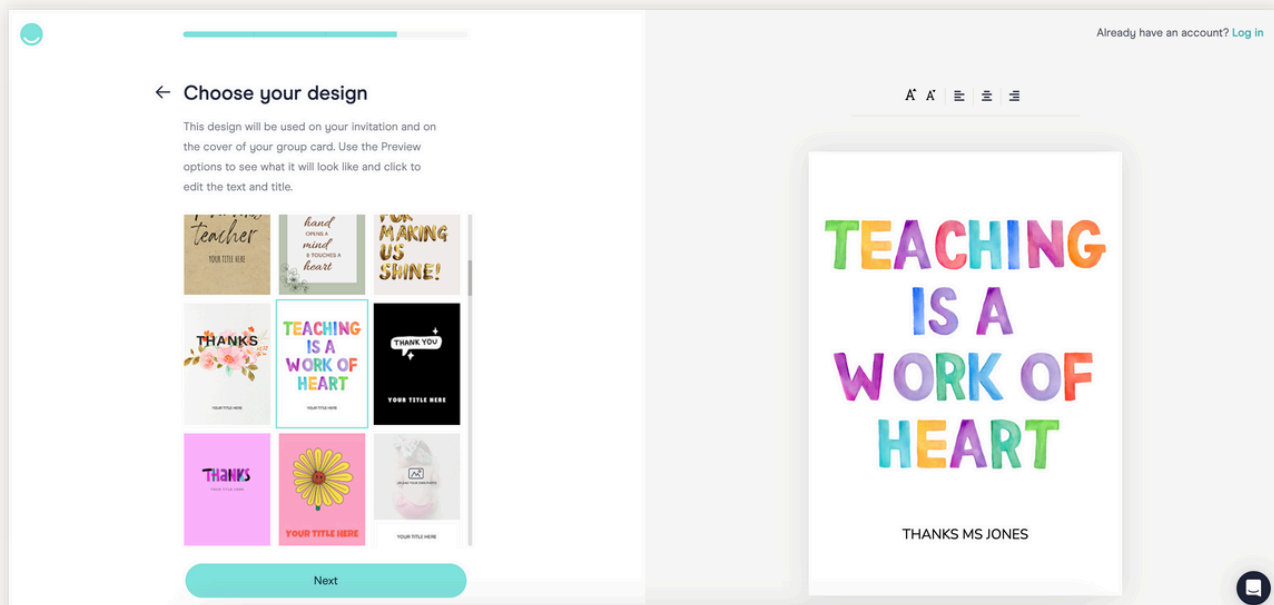
TIP: Give parents a range in your message, but make it clear that chipping in is optional. E.g.

“Hi parents, I'm sure you'll all agree that Ms Jones has gone above and beyond this year! If you'd like to chip in for a gift and card from the whole class, please join this GroupTogether. \$15 - \$25 per child is plenty, but give what you like.”

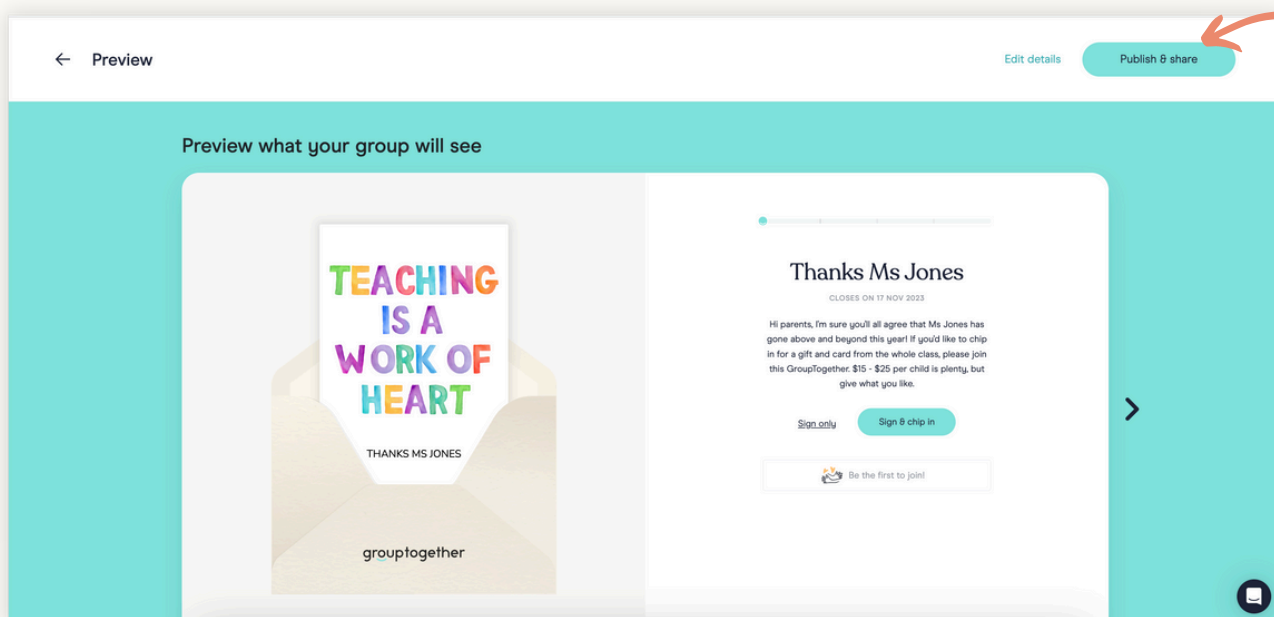
TIP: Let parents chip in “Any amount” (or you can also ask for a set amount).

TIP: To keep it inclusive, let people sign the card without contributing.

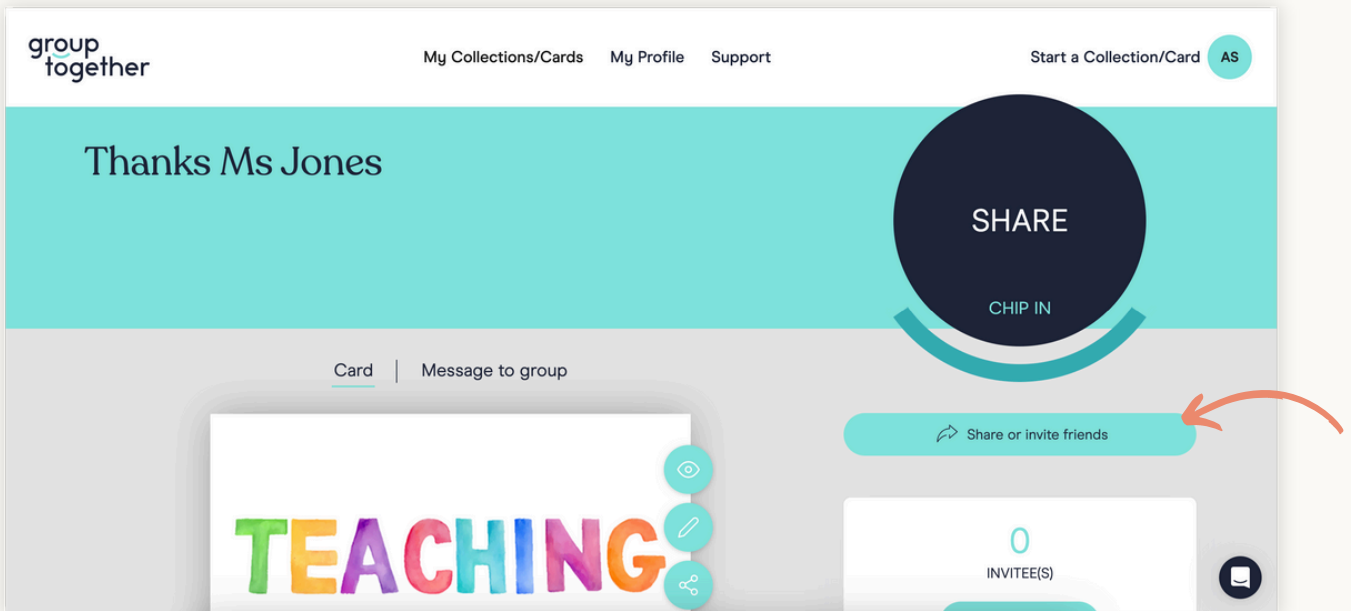
STEP 4: Choose and personalise your card design. So much fun!



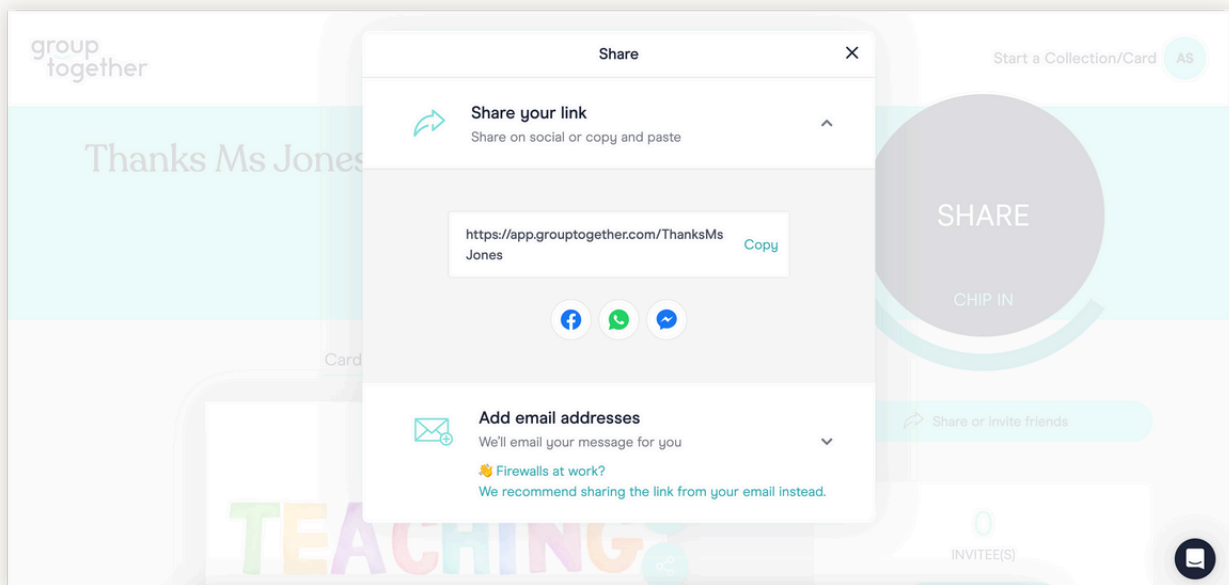
STEP 5: You'll have a chance to preview what your group will see, then click "Publish & share". If you don't already have a GroupTogether account, you'll need to create one now (don't worry, it's free!).



STEP 6: Now you're at your dashboard. Here, you can see how much you've collected, who has paid/signed, edit your card, extend your close date and much more. First, click the "Share or invite friends" button.



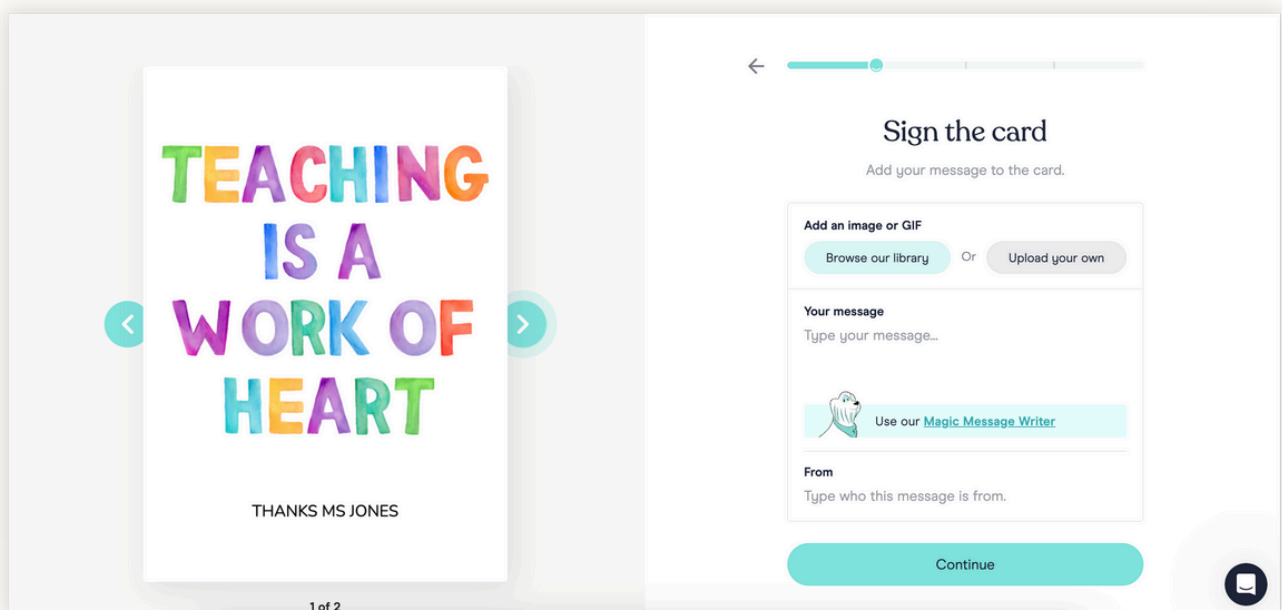
You have two ways to share. You can simply copy + paste your unique URL and share it anywhere (emails, WhatsApp, messenger, etc.) or you can upload emails and we'll invite your group for you.



WHAT THE PARENTS WILL SEE WHEN THEY SIGN AND CHIP IN

Your group will see a preview of the card (including any messages added so far). They can add a photo (or choose a pic or GIF from our library), write a message and securely chip in for the gift online.

NEW: Writing a message on the card is even easier! We've just launched our magic message writer which uses AI to help you write amazing messages.



Parents can pay with AMEX, debit/credit card or PayPal and we don't store any credit card information.

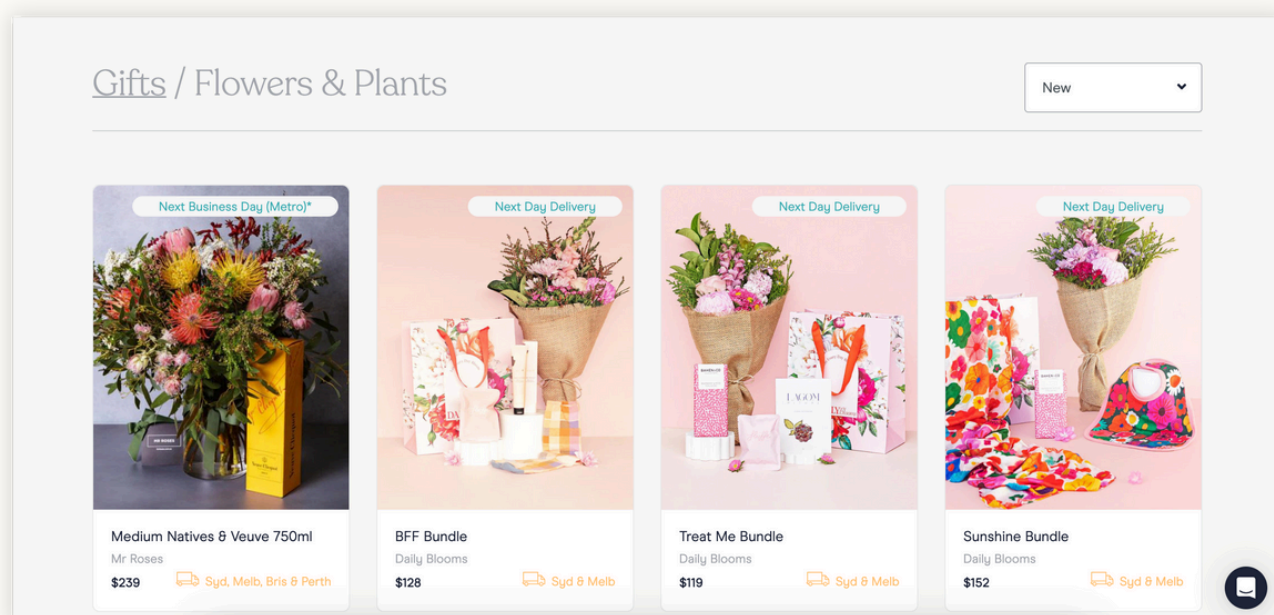
The image shows a screenshot of the "Payment details" form. It includes fields for "First Name" (Sally) and "Last Name" (Smith), "Email address" (sally@smith.com), "Payment Method" (Credit or Debit Card), and "Card number" (with a CVV field). An orange arrow points from the text on the left to the "Payment Method" field.

HOW TO CHOOSE & SEND THE GIFT

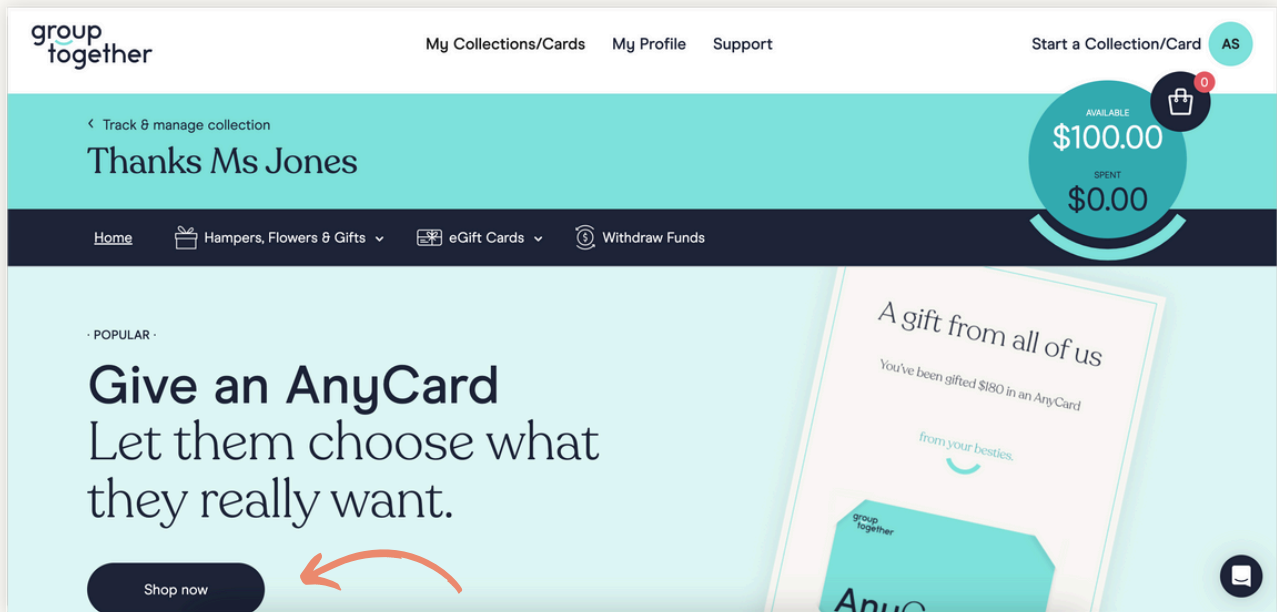
STEP 1: Once your collection has closed, login to your dashboard and click 'Spend'.



You'll be taken to our Gift Store where you can choose the AnyCard, 70+ retailer eGift Cards, hampers, flowers, plants & more. You also have the option to withdraw the funds for a small fee (AU only).




STEP 2: Let's select the AnyCard which lets the teacher choose from 70+ retailer eGift Cards including Myer, David Jones, JB HiFi, Apple, THE ICONIC, Woolies & more.



Simply fill out a few details about your gift. TIP: Send it to your email so you can forward it to the teacher when you're ready. If the teacher's email is behind a firewall (e.g. @education.gov.edu) we'd also recommend sending it to yourself first.

[eGift Cards](#) / [AnyCards](#) / GroupTogether AnyCard

GroupTogether AnyCard



grouptogether
AnyCard

You might be wondering:

- You'll receive your AnyCard instantly.
- They have 3 years to swap the AnyCard, then the voucher/s they choose are valid for 3 years.
- They can swap the AnyCard for multiple retailer eGift Cards from our curated selection.
- Included in your Group Card.

Perfect when you want your friend, teacher, coach or colleague to get exactly what they want. With over 70 brands to choose from, the AnyCard is the ultimate gift.

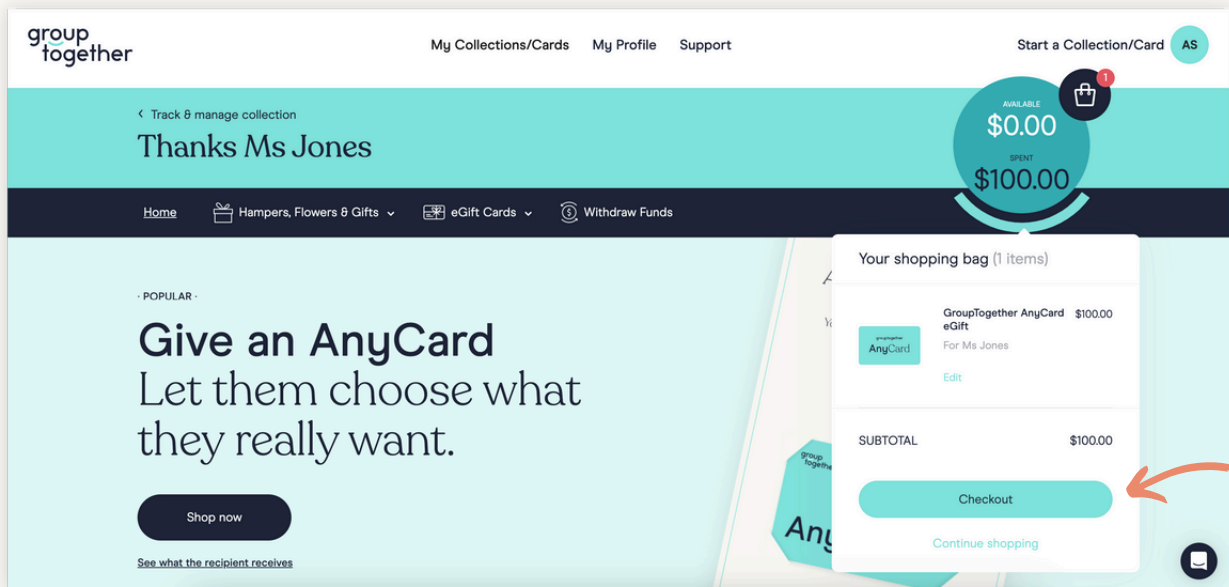
You'll receive a beautiful digital gift box that unwraps to reveal the AnyCard. You can easily print and give it, copy and paste a link to share digitally, or download it as part of the card you created with everyone's messages.

EGift card 1

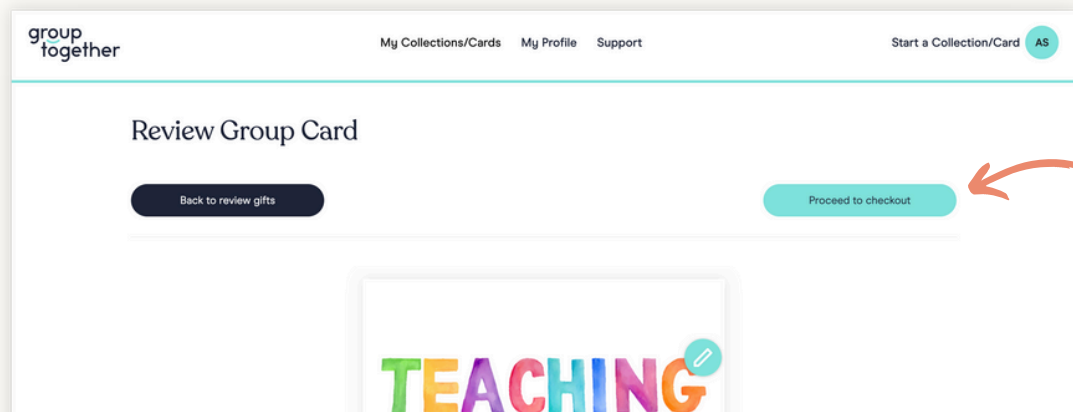
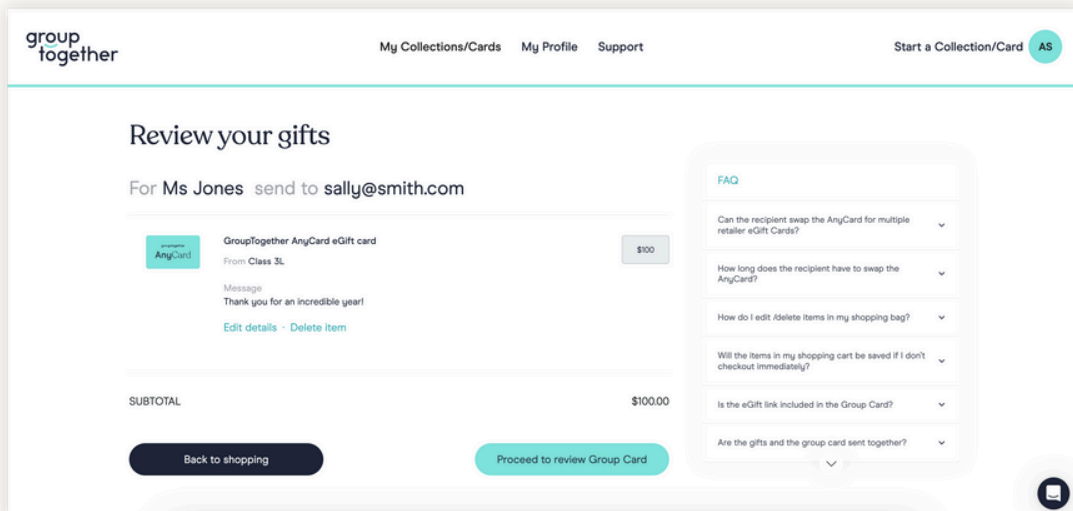
Who's it for	Message	Amount
First name <input type="text"/>	Happy Birthday Nic!	\$0.00
Last name <input type="text"/>		
Who's it from	Send to this email address	
Your besties!	Email <input type="text"/>	

You can either send it directly to the recipient or to yourself & then forward it.

STEP 3: Once you have spent the total amount collected, review the items in your Shopping Bag and then select “Checkout”.



You'll have a final chance to review your gift and card. Keep clicking all the way through to your confirmation page!



STEP 4: Now you're at your confirmation page! Here, you can check the status of your gift, resend it and also download your card and voucher as a PDF if you'd like to print and give it in person.

Confirmation Page

For Ms Jones

We're sending the gift to Ms Jones


Status: Email Sent 23/11/2023 sally@smith.com
Status: Yay! Gift Opened 24/11/2023 sally@smith.com

[Didn't receive it?](#)

Other ways to give the gift:

[Download gift](#) [Share a link](#)

Gift details ^



\$100.00
GroupTogether AnyCard
From Class 3L
Status:
1. Gift swapped

Message
Thank you for an incredible year!

FAQ


- What do I give? ▾
- How do I change the From/To/Message for the gift? ▾
- Can the recipient swap the AnyCard for multiple retailer eGift Cards? ▾
- How long does the recipient have to swap the AnyCard? ▾
- Is the eGift link included with the Group Card? ▾
- Are the gifts and the group card sent together? ▾

Print and give in person!



Or, send as an email!

A gift for you



TO Ms Jones

FROM Class 3L

"Thank you for an incredible year!"

VIEW YOUR GIFT AND CARD ONLINE AT:
www.grouptogether.com/gift

Top 10 FAQs

Can I do gifts for several teachers at once?

Yes you can! If you don't mind the teachers sharing the same card with messages, you can split the collected money into as many gifts as you like.

Once you've collect the funds and are shopping in our Gift Store, just select a gift or eGift Card for the desired amount. It will ask you for the recipient's details and then add it to your cart. Repeat the process again for each recipient. Make sure you enter separate details for each recipient so it doesn't join into one eGift Card when you send it.

What gifts do you offer?

You can choose from 70+ retailer eGift Cards (including Myer, David Jones, JB HiFi, Woolies & more), hampers, flowers and plants. You can also withdraw the funds (AU only) for a small fee.

Most people give the GroupTogether AnyCard, which lets the recipient choose their eGift Card/s and get exactly what they want.

Can the recipient split the AnyCard?

Yes they can! The recipient can split the AnyCard across multiple retailer eGift Cards and it doesn't need to be spent all at once. The AnyCard needs to be redeemed within 3 years and then the retailer eGift Cards are valid for another 3 years and have a diminishing balance (they don't need to be spent all at once).

Can parents sign the card without paying?

Yes! During the setup process, you can choose to allow parents to sign the card without contributing. This makes it really inclusive for everyone's financial situation.

Top 10 FAQs

How much do parents usually chip in for a class gift?

Generally, we've found that people collect about \$23 per child and this is often split across a few teachers.

Can I have a group card without collecting money?

Sure! We're about helping you do good things. If that's a beautiful card with messages, then great. During the setup process, you'll be asked what we can help you with, please select a card only.

How secure are my funds with GroupTogether?

We take security very seriously. We have an SSL certificate that provides security for all online communications (https). We do not process payments - we leave that to our payment gateway, Checkout.com. We do not handle your credit card details, even temporarily, and each collection is secured by 2-factor authentication to prevent someone else from accessing your funds. Our website is built on Microsoft Azure platform and is hosted on secure Microsoft servers that have rigorous safety features.

What/how do I share with the other parents?

There's a few ways you can share with other parents to contribute:

- Invite via email - Simply add email addresses and we'll send an invitation and reminders to everyone on your list.
- Share a link - Don't have emails? No worries! Every collection has its own unique URL that we give you to share in whichever channel you'd like - WhatsApp, Messenger, SMS, etc.

No one needs to download an app! Everyone simply clicks the link from any device to chip in and sign the card.

Top 10 FAQs

Can I use this service if there is a \$50 limit for teacher gifts?

Yes you can. Once the funds are collected you can break the amount into individual \$50 AnyCards or retailer eGift Cards. You can sign each gift card from a different group of students so that you are in compliance with the relevant state law.

Where the total estimated value of a Gift of Appreciation is equal to or exceeds \$500, the school has the discretion to allow the teacher to retain it only when it has been offered by multiple students, parents and/or carers.

Is GroupTogether free?

YES! It's free when you organise a card and gift together, and use the money to buy a gift or eGift Card from us. This is the most popular option.

If you prefer to withdraw the money, there's a small fee to cover the transaction (about 2% + 35c per contribution).

If you're just organising a group card, there's a one-time fee of \$5.50.

ABOUT GROUPTOGETHER

GroupTogether was created in 2015 by Co-Founders and Sydney mums Ali and Julie. They were spending a tonne of time shopping, wrapping and giving gifts that weren't necessarily what was wanted or needed. PING! The idea - why not use some simple tech to do the chasing up and keeping track to 'avoid the awkward' of group gifts.

GroupTogether makes it SUPER easy to let everyone chip in for a gift and sign the card online. It's perfect for teacher gifts, coach thank yous, office farewells and milestone birthdays. Today, over 1 million people have used GroupTogether.

Meet the Co-Founders: Ali + Julie





QUESTIONS? WE'D LOVE TO HELP!

Chat with us online:

 www.grouptogether.com

 questions@grouptogether.com

group
together